

Belfast

PEACEPLUS

Priority 1.1 Local Community
Peace Action Plan

Programme Board Report

As of

08/10/2025 11:08:44



PEACEPLUS
Northern Ireland - Ireland

Co-funded by the
 European Union  UK Government



**Belfast
City Council**

The Belfast Local Community Action Plan is supported by PEACEPLUS, a programme managed by the Special EU Programmes Body (SEUPB).

Last Refreshed

08/10/2025 11:08:44



10

Projects Added Data

Number of projects with activities added: 10



1,371

Participants Registered

Participants registered this month: 19 ▼ 86% (-117) vs. last month

Participants last month: 136

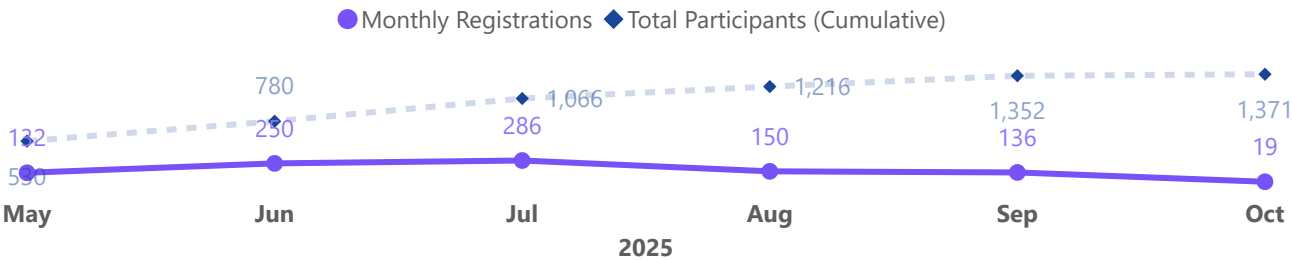


1K

Participants Attending Activity More Than Once

Participant Registrations

Last 6 Months



Project Activity Tracker

Theme Abbv	Times Activity Held	Total Unique Participants
TPC	282	902
Youth Empowerment: Juniors (9-12)	49	425
Junior (9-12 year old) Activity	49	425
Youth Empowerment: Intermediate (12-15)	25	69
Intermediate (12-15 year old) Activity	25	69
Youth Empowerment: Seniors (16-18)	49	59
Seniors (16-18 year old) Activity (Non-Residential)	49	59
Sport for Peace	95	148
Pillar 1: Qualification/Coach Education	25	39
Pillar 2: Participation	70	116
Employability (Language Up)	59	184
Strand 1: Community Provision of Flexible Language Courses	41	183
Strand 2: Community Programme of Activities (including co-design process)	18	91
Arts Across the Genres	5	17
CCD	37	278
Community Connections	3	4
Belfast LGBTQIA+ Community Engagement Programme	6	3
From Multiculturalism to Interculturalism: Festival and Flagship Events	2	4
From Multiculturalism to Interculturalism: Culture and Built Heritage	26	267
Total	319	1180

Total Participants by Project

Theme and Project	Total Participants	Non-Participating
TPC	1,095	193
Youth Empowerment: Juniors (9-12)	540	115
Youth Empowerment: Intermediate (12-15)	71	2
Youth Empowerment: Seniors (16-18)	64	5
Sport for Peace	154	6
Employability (Language Up)	211	27
Arts Across the Genres	55	38
CCD	276	6
Community Connections	5	1
Belfast LGBTQIA+ Community Engagement Programme	3	
From Multiculturalism to Interculturalism: Festival and Flagship	5	1
Total	1,371	199



836

Total Achieved Participants

Progress to Target 836/17,434 5%

Achieved Participants (This Month) -- 100% (-169) vs. last month

Achieved Participants (Last Month) 169



48%

% Woman or Girl Participants

Woman or Girl Participant Programme Target: 40% (+8% over target)

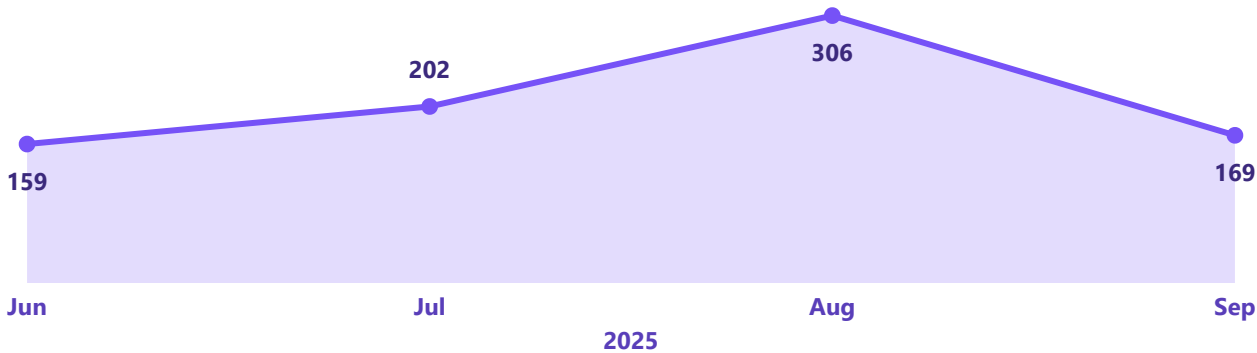


18%

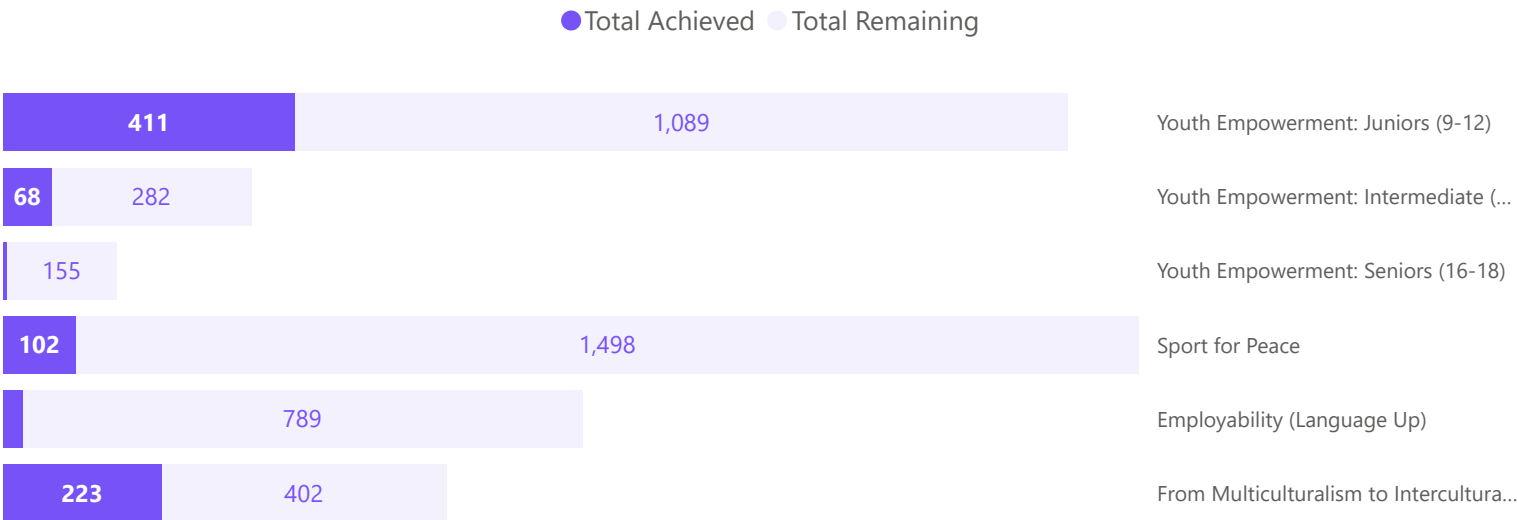
% Ethnic Minority

Achieved Participants

Last 6 Months




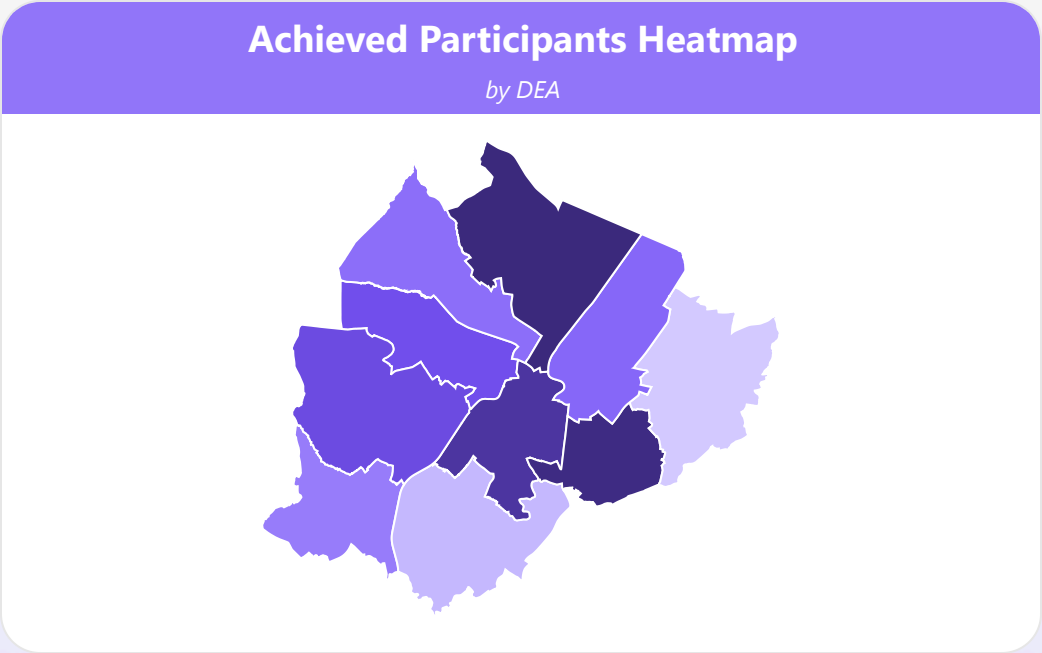
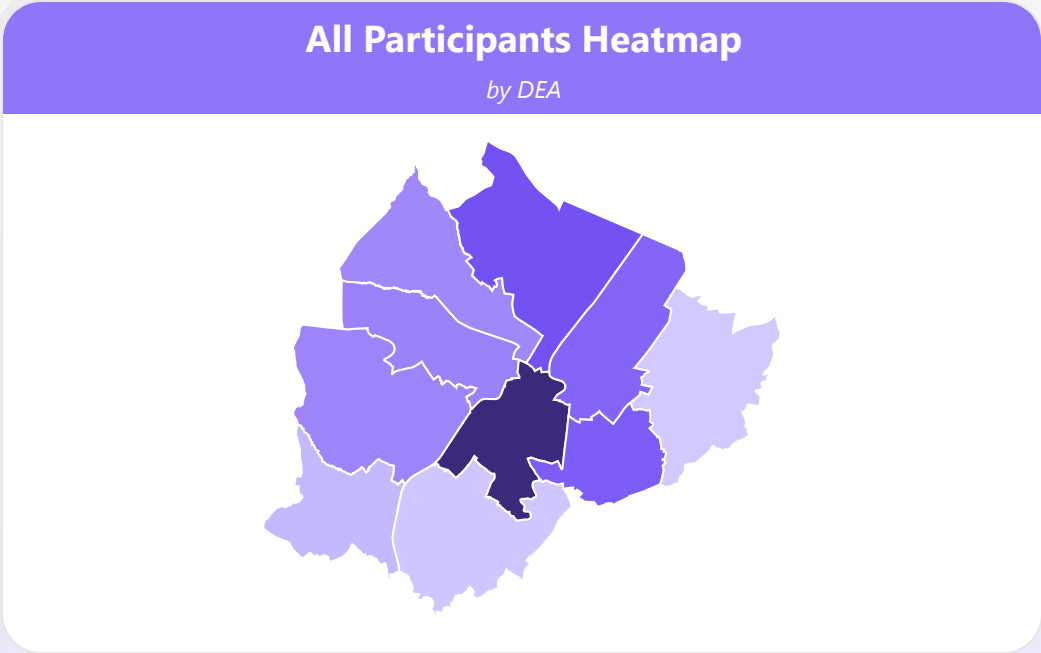
Total Achieved Participants by Project



Project Progress to Community Split Targets

Theme and Project	% Catholic	% Protestant	% None	% Other
TPC	45% 43%	28% 22%	16% 28%	11% 7%
Youth Empowerment: Juniors (9-12)	44% 47%	25% 24%	22% 26%	8% 3%
Youth Empowerment: Intermediate (12-15)	57% 47%	37% 24%	1% 26%	4% 3%
Youth Empowerment: Seniors (16-18)	0% 47%	60% 24%	20% 26%	20% 3%
Sport for Peace	51% 49%	37% 26%	7% 22%	5% 3%
Employability (Language Up)	4% 23%	0% 14%	0% 42%	96% 21%
CCD	47% 43%	26% 30%	16% 24%	11% 3%
From Multiculturalism to Interculturalism:	47% 43%	26% 30%	16% 24%	11% 3%
Total	45% 43%	27% 24%	16% 28%	11% 6%

Theme and Project	Total Achieved	Total Remaining	Project Target	%
TPC	613	3,813	4,426	14%
Youth Empowerment: Juniors (9-12)	411	1,089	1,500	27%
Youth Empowerment: Intermediate (12-15)	68	282	350	19%
Youth Empowerment: Seniors (16-18)	5	155	160	3%
Sport for Peace	102	1,498	1,600	6%
Total	836	4,215	5,051	17%



City Region & DEA	Total Participants	% Total
North Belfast	277	20%
Castle	161	12%
Oldpark	116	8%
South Belfast	318	23%
Balmoral	68	5%
Botanic	250	18%
East Belfast	359	26%
Lisnasharragh	150	11%
Ormiston	66	5%
Titanic	143	10%
West Belfast	319	23%
Black Mountain	119	9%
Collin	79	6%
Court	121	9%
Outside Council District	98	7%
Total	1,371	100%

City Region & DEA	Total Participants	% Total
North Belfast	170	20%
Castle	106	13%
Oldpark	64	8%
South Belfast	139	17%
Balmoral	43	5%
Botanic	96	11%
East Belfast	208	25%
Lisnasharragh	104	12%
Ormiston	38	5%
Titanic	66	8%
West Belfast	213	25%
Black Mountain	78	9%
Collin	60	7%
Court	75	9%
Outside Council District	106	13%
Total	836	100%

City Region & DEA	Top Religious Belief	Count
North Belfast	Catholic	98
Castle	Catholic	54
Oldpark	Catholic	44
South Belfast	Catholic	49
Balmoral	Catholic	15
Botanic	Catholic	34
East Belfast	Protestant	74
Lisnasharragh	Protestant	39
Ormiston	Catholic	15
Titanic	Protestant	22
West Belfast	Catholic	135
Black Mountain	Catholic	69
Collin	Catholic	45
Court	Protestant	49
Outside Council District	Catholic	35
Total	Catholic	379

608

Total Respondents

Number of projects with surveys added: 5

38%

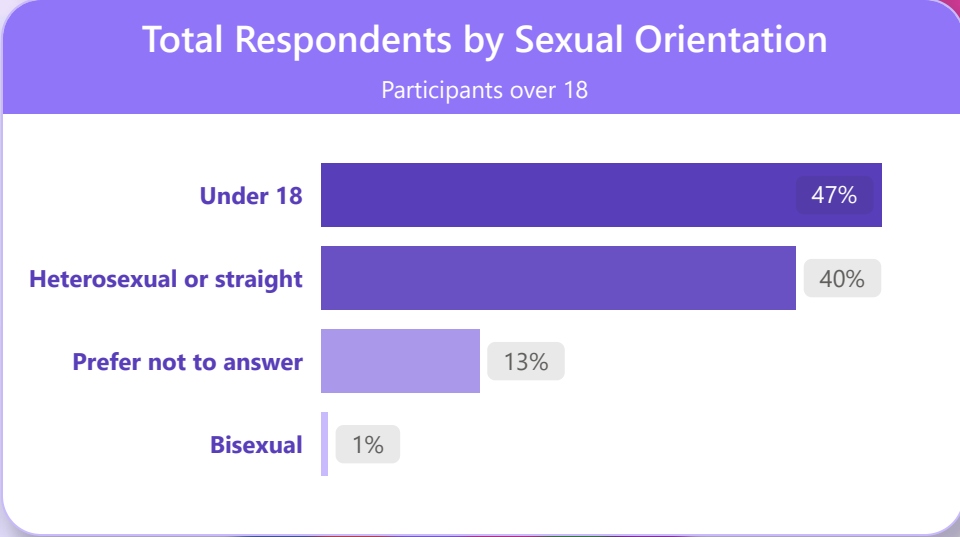
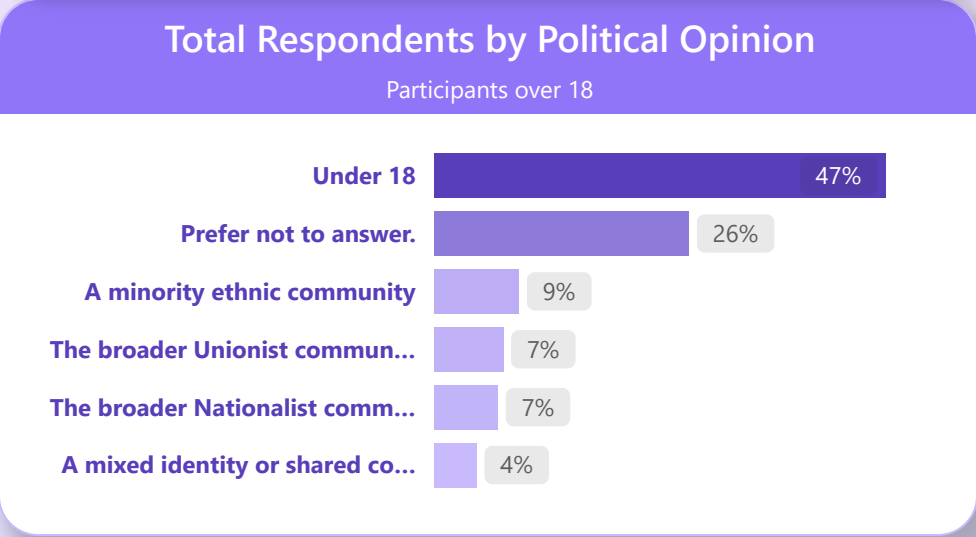
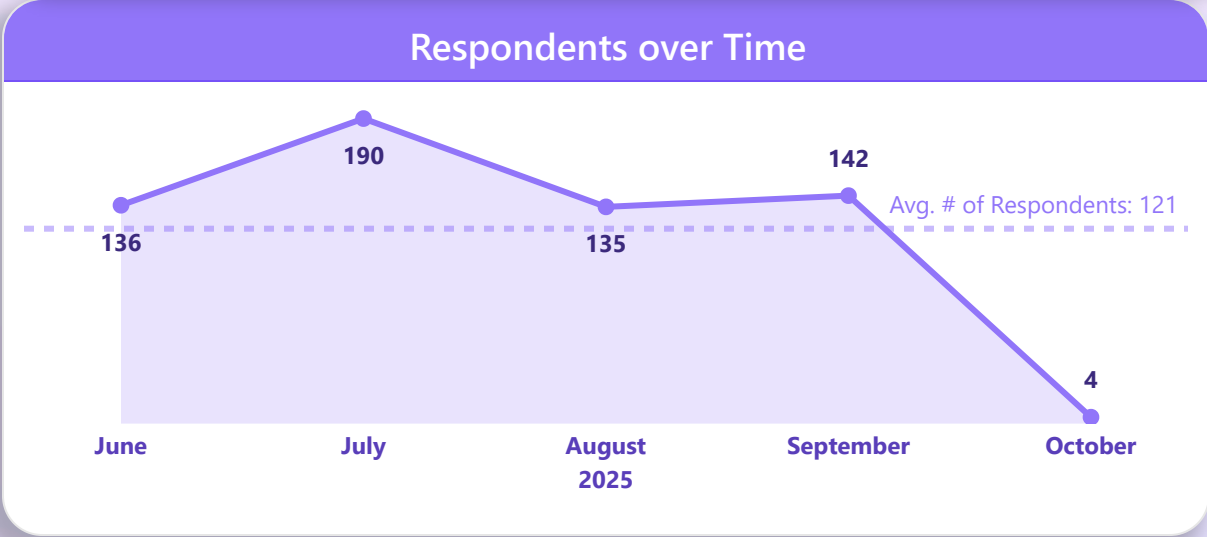
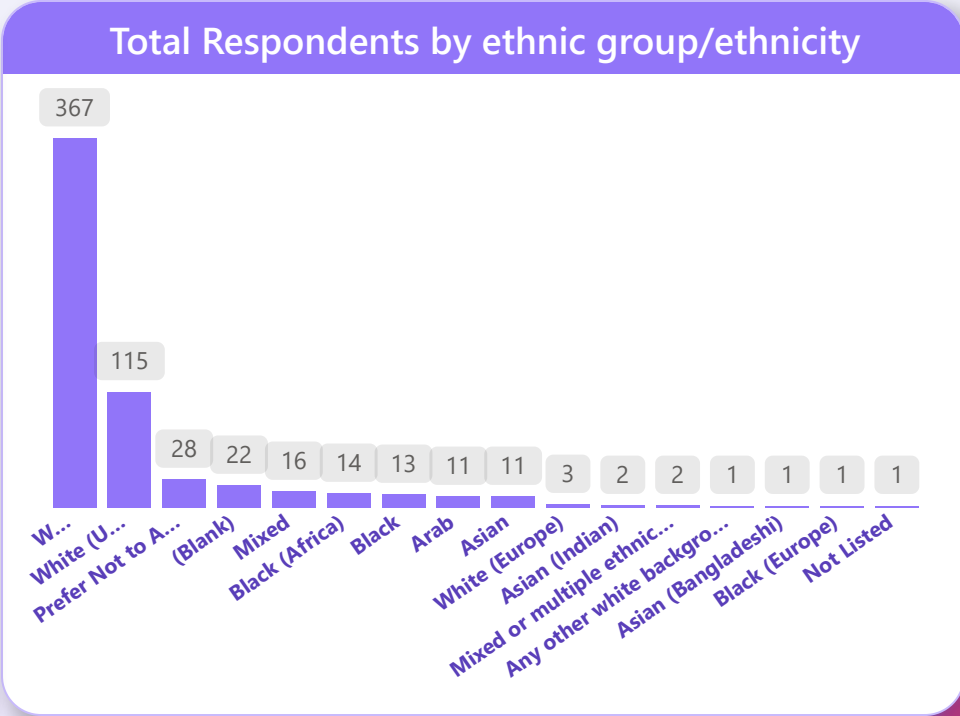
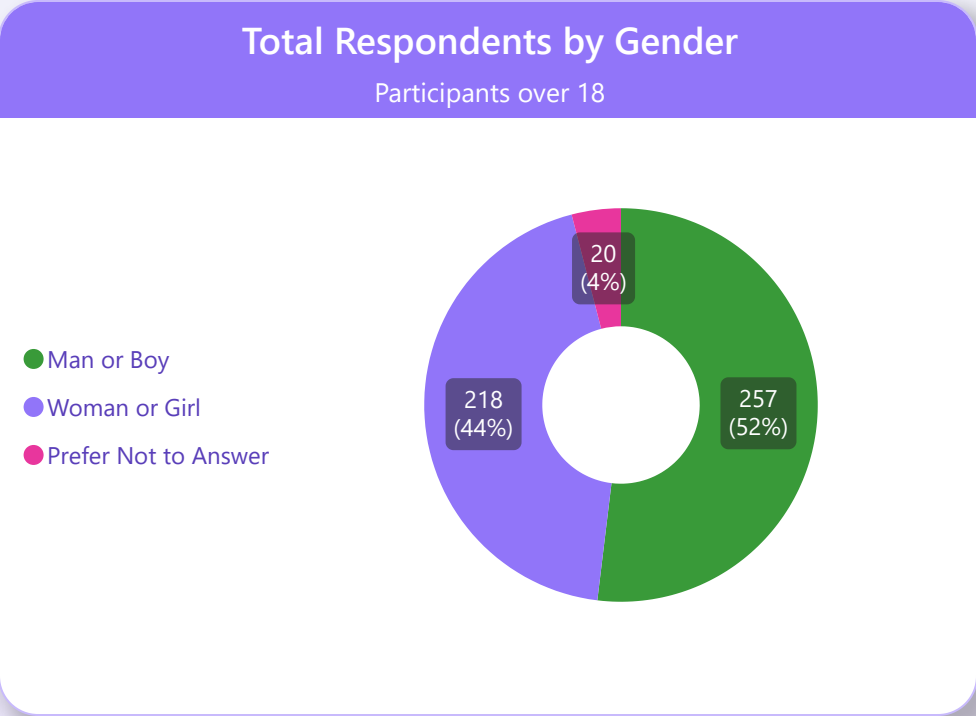
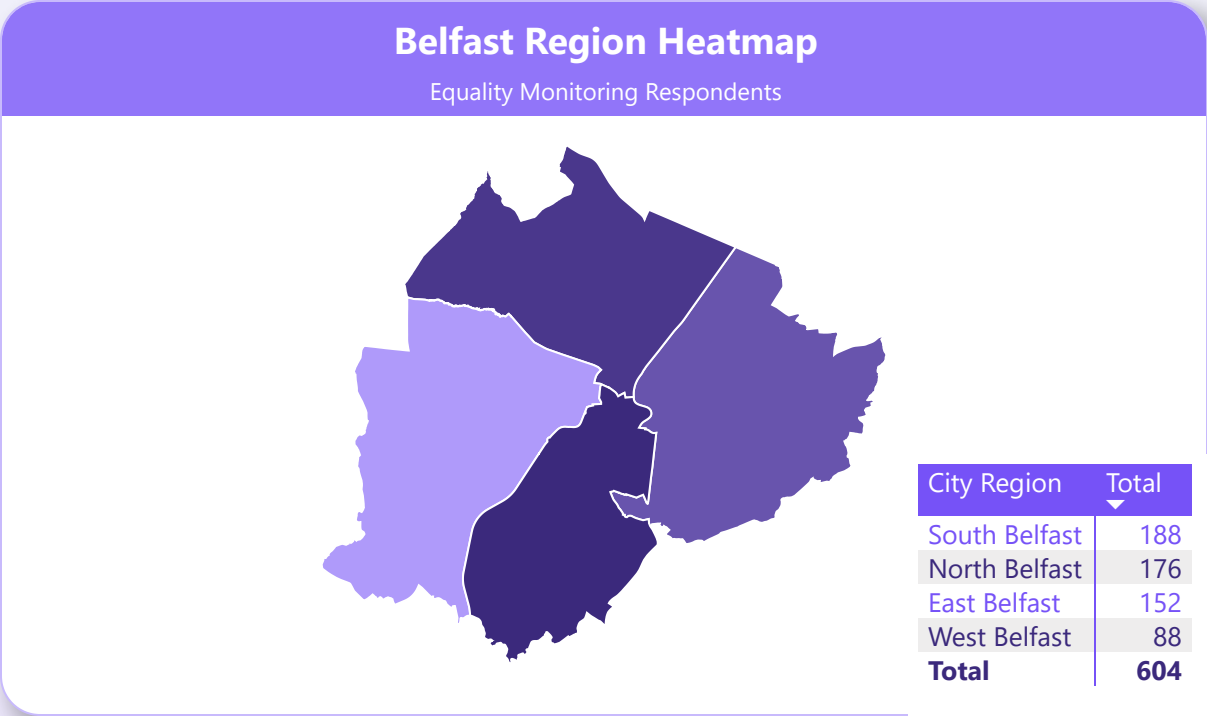
% Female Respondents

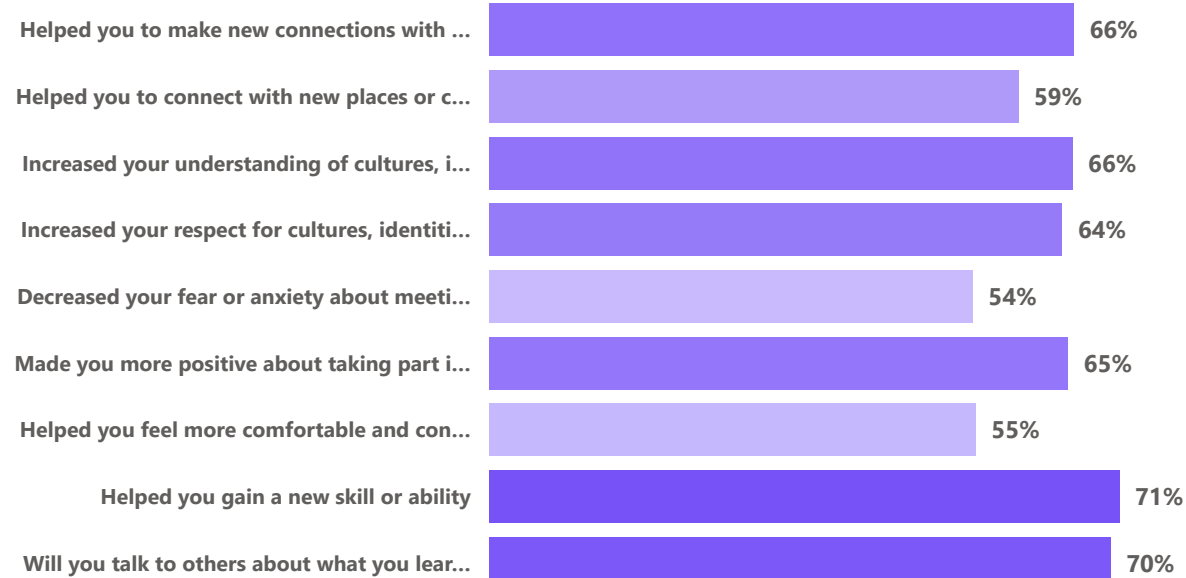
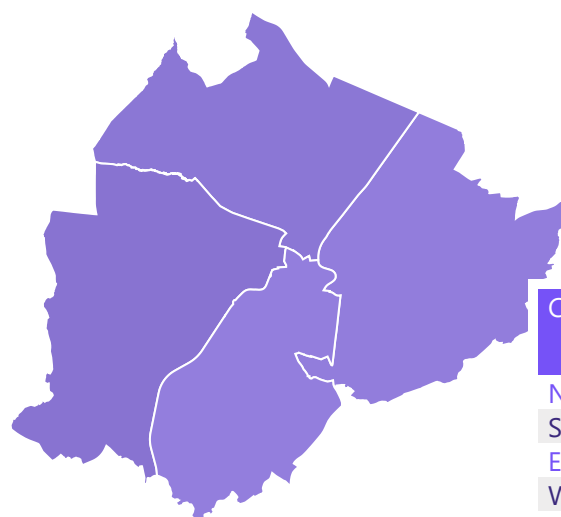
73%

Respondents to Achieved

11%

% Ethnic Minority





177

Total Participants (All)

118

Total Achieved Participants

31%

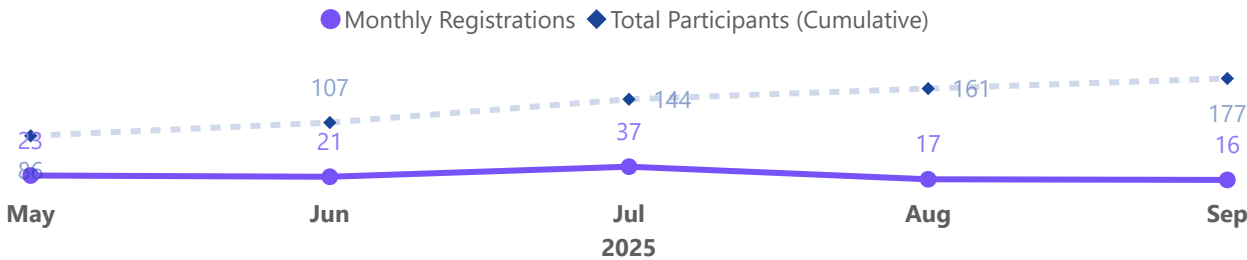
% Woman or Girl Participants

12%

% Ethnic Minority

Participant Registrations

Last 6 Months



Total Participants by Project

Theme and Project	Total Participants	Non-Participating
TPC	134	25
Youth Empowerment: Juniors (9-12)	82	15
Youth Empowerment: Intermediate (12-15)	7	1
Youth Empowerment: Seniors (16-18)	7	
Sport for Peace	13	
Employability (Language Up)	15	3
Arts Across the Genres	10	6
CCD	43	2
Community Connections	1	1
Belfast LGBTQIA+ Community Engagement Programme	1	
From Multiculturalism to Interculturalism: Culture and Built Heritage	41	1
Total	177	27

Project Activity Tracker

Theme Abbv	Times Activity Held	Total Unique Participants
TPC	186	109
Youth Empowerment: Juniors (9-12)	48	67
Junior (9-12 year old) Activity	48	67
Youth Empowerment: Intermediate (12-15)	25	6
Intermediate (12-15 year old) Activity	25	6
Youth Empowerment: Seniors (16-18)	35	7
Seniors (16-18 year old) Activity (Non-Residential)	35	7
Sport for Peace	57	13
Pillar 1: Qualification/Coach Education	25	8
Pillar 2: Participation	32	7
Employability (Language Up)	17	12
Strand 1: Community Provision of Flexible Language Courses	15	12
Strand 2: Community Programme of Activities (including co-design process)	2	7
Arts Across the Genres	4	4
CCD	20	41
Belfast LGBTQIA+ Community Engagement Programme	1	1
From Multiculturalism to Interculturalism: Culture and Built Heritage	19	40
Showcasing our shared historical built heritage : Tours of shared built heritage	11	28
Showcasing our shared historical built heritage: Arts and Culture Events	8	12
Total	206	150